

1. **Print reverse** (jacket inside) **first**.
2. Then, print this side at "Actual Size" (100%).
3. **Flip over** and fold twice to create jacket spine.
4. Lay flat and use cut lines to trim away excess.
5. Lay jacket in plastic box, insert game, and enjoy!





Fold here

Fold here

Original Game

S144

For personal use only

 <p>Quao RULE</p> <p>Any time a player asks if they have to draw a card, they must draw a card.</p> <p>"Yes, you have to draw a card."</p> <p><small>©2022 Wiggly Boog Games, LLC www.wigglyboog.com</small></p>	 <p>JaQuas</p> <p>A good place to wipe a booger.</p> <p><small>©2022 Wiggly Boog Games, LLC www.wigglyboog.com</small></p>
 <p>Cheata'</p> <p>Remove any BullyQ card in play and put it in the discard pile.</p> <p><small>©2022 Wiggly Boog Games, LLC www.wigglyboog.com</small></p>	 <p>BullyQ</p> <p>Use only your thumb and pinky finger whenever you draw a new card.</p> <p><small>©2022 Wiggly Boog Games, LLC www.wigglyboog.com</small></p>

Quao



Pronounced "Cow"

Quao





The Ultimate Dictatorship Card Game

24 January 2026

B

B Boardgame Barrio

 /boardgamebarrio
 /geeklist/318181

Fold here

BGG#
30393

Fold here

Small Box Game Jackets are designed for use in 4"x6" photo storage plastic cases, commonly found at craft stores in 16-box carry containers (a.k.a. "photo keepers") under the brand names of Iris, Simply Tidy, Top Notch, or Zuvo.



1. **Print reverse** (jacket inside) **first**.
2. Then, print this side at "Actual Size" (100%).
3. **Flip over** and fold twice to create jacket spine.
4. Lay flat and use cut lines to trim away excess.
5. Lay jacket in plastic box, insert game, and enjoy!

Fold here

Fold here

Sequel Jacket Option #1

S144


In *Mad Quao* (pronounced "cow"), players take turns playing cards on a central pile and drawing new cards, seeking to empty their hands as soon as the draw deck runs out. The order that players go out determines the hierarchy for the next round. In this sequel to *Quao*, players must not violate her strange rules or those of her crazed consort while attempting to rise further in her favor, or possibly even overthrow her rule.

For personal use only



B

Mad Quao



24 January 2026



[/boardgamebarrio](#)
[/geeklist/318181](#)

Fold here

BGG#
145621

Fold here

Small Box Game Jackets are designed for use in 4"x6" photo storage plastic cases, commonly found at craft stores in 16-box carry containers (a.k.a. "photo keepers") under the brand names of Iris, Simply Tidy, Top Notch, or Zuvo.



Sequel Jacket Option #2

1. **Print reverse** (jacket inside) **first**.
2. Then, print this side at "Actual Size" (100%).
3. **Flip over** and fold twice to create jacket spine.
4. Lay flat and use cut lines to trim away excess.
5. Lay jacket in plastic box, insert game, and enjoy!

Fold here

Fold here

S144



For personal use only

MAD Pronounced "Maaaad Cow"
Quao®

QUAO is an evil bovine with impossible Rules.
Overthrow Quao to become the ultimate dictator!

Meet the caste:
Cheata', JaQuas, BullyQ,
Quak, the chickens

Mad Quao

3-8
10'
BGG 1.3

MAD Pronounced "Maaaad Cow"
Quao®

THE ULTIMATE
DICTATORSHIP
CARD GAME

24 January 2026



[/boardgamebarrio](#)
[/geeklist/318181](#)

Fold here

BGG#
145621

Fold here

Small Box Game Jackets are designed for use in 4"x6" photo storage plastic cases, commonly found at craft stores in 16-box carry containers (a.k.a. "photo keepers") under the brand names of Iris, Simply Tidy, Top Notch, or Zuvo.



Fold
right side
over to
here **before**
trimming

Fold
left side
over to
here **before**
trimming

This Small Box
Game Jacket
designed by

More than 2,000
jackets available on



/geeklist/318181



Up to 3 or 4
players

Up to 5
players

Plays 6+
or 1-2 only

Up to 30
minutes

Up to
an hour

An hour
or more

BGG
Weight
≤ 1.4

BGG
Weight
1.5 to 1.9

BGG
Weight
≥ 2.0

This page is the
reverse side of the jacket
(i.e., the inside cover)

1. Print "Actual Size" (100%) on cardstock.
2. If printing double-sided, set "flip on short edge".
3. Once printed, fold on **this side** twice to create box spine.
4. **Then**, flip over, lay flat, and use cut lines to trim away excess.

This is a 4"x6" photo box available at craft stores in a 16-box container
(a.k.a. "photo keeper") under the brand names of Iris, Simply Tidy, Top Notch, or Zuvo

Fold
left side
over to
here **before**
trimming

Fold
right side
over to
here **before**
trimming